

# California Sign Chart
















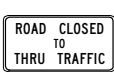







































California Department of Transportation  
Signs and Work Zones Branch  
September 2006



## Sheet 9 of 10 - Federal Temporary Traffic Control Signs

This chart contains commonly used signs in California, and is not meant to be used as a comprehensive sign chart.

California codes are designated by (CA). Otherwise Federal codes are shown. For a complete directory of signs, visit [www.dot.ca.gov/hq/traffops/signtech/signdel/index.htm](http://www.dot.ca.gov/hq/traffops/signtech/signdel/index.htm).

									
E5-2	E5-2a	G20-1	G20-2	G20-4	M4-8	M4-8a	M4-9a	M4-10	R3-1
									
R4-1	R9-11a	R11-2	R11-2	R11-3a	R11-4	W1-4	W1-6	W1-8	W3-3
									
W3-4	W3-5	W3-5a	W4-1	W4-2	W8-6	W8-7	W8-9	W9-3	W8-12
									
W12-1	W12-2	W14-3	W16-2	W20-1	W20-2	W20-3	W20-3	W20-4	W20-5
									
W20-5a	W21-1	W21-1a	W21-2	W21-3	W21-5	W21-5b	W21-6	W21-7	W22-1
									
W22-2	W22-3	W23-1	Paddle	Paddle					



Sheet 10 of 10 - California Temporary Traffic Control Signs

This chart contains commonly used signs in California, and is not meant to be used as a comprehensive sign chart. California codes are designated by (CA). Otherwise Federal codes are shown. For a complete directory of signs, visit



C9A (CA)



C12 (CA)



Front  
C17 (CA)



Back  
C17 (CA)



C20 (CA)



C23B (CA)



C24 (CA)



C27 (CA)



C29 (CA)



C30 (CA)



C30A (CA)



C31A (CA)



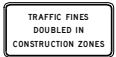
C37 (CA)



C37 (CA)



C38 (CA)



C40 (CA)



C40A (CA)



SC3 (CA)



SC5 (CA)



SC6-3 (CA)



SC6-4 (CA)



SC7 (CA)



SC8 (CA)



SC9 (CA)



SC10 (CA)



SC11 (CA)




SC13 (CA)




SC15 (CA)



Type R (CA)



Type P (CA)



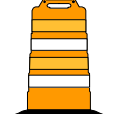
Type N (CA)



Type II  
Barricade



Cone,  
Tubular Marker,  
Channelizer



Plastic  
Drum